
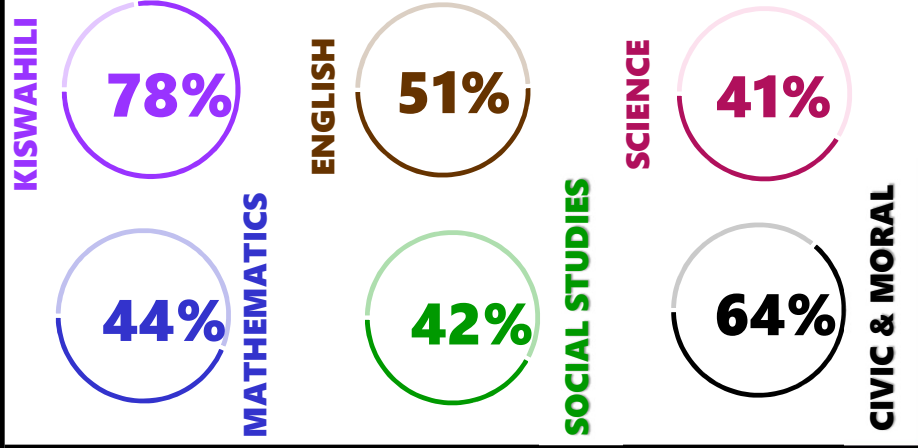






		KIBAHA INDEPENDENCE																																																																																								
REGION: PWANI DISTRICT: KIBAHA		SCHOOL AVERAGE		159.8																																																																																						
				BAND																																																																																						
				5																																																																																						
				CATEGORY																																																																																						
				ABOVE 40																																																																																						
SUBJECT PERFORMANCE ANALYSIS																																																																																										
<table border="1"> <thead> <tr> <th>SUBJECT NAME</th> <th>AVG</th> <th>%</th> <th>RNK</th> </tr> </thead> <tbody> <tr><td>KISWAHILI</td><td>38.9</td><td>78%</td><td>1</td></tr> <tr><td>CIVIC & MORAL</td><td>31.9</td><td>64%</td><td>2</td></tr> <tr><td>ENGLISH</td><td>25.4</td><td>51%</td><td>3</td></tr> <tr><td>MATHEMATICS</td><td>21.9</td><td>44%</td><td>4</td></tr> <tr><td>SOCIAL STUDIES</td><td>21.0</td><td>42%</td><td>5</td></tr> <tr><td>SCIENCE</td><td>20.7</td><td>41%</td><td>6</td></tr> <tr> <th>BOYS/GIRLS PASS RATE</th> <th>STD</th> <th>AVG</th> <th>%</th> </tr> <tr><td>BOYS</td><td>45</td><td>46%</td><td>46%</td></tr> <tr><td>GIRLS</td><td>50</td><td>54%</td><td>54%</td></tr> </tbody> </table>			SUBJECT NAME	AVG	%	RNK	KISWAHILI	38.9	78%	1	CIVIC & MORAL	31.9	64%	2	ENGLISH	25.4	51%	3	MATHEMATICS	21.9	44%	4	SOCIAL STUDIES	21.0	42%	5	SCIENCE	20.7	41%	6	BOYS/GIRLS PASS RATE	STD	AVG	%	BOYS	45	46%	46%	GIRLS	50	54%	54%	 <p>Infographic showing subject performance percentages: Kiswahili (78%), English (51%), Science (41%), Mathematics (44%), Social Studies (42%), and Civic & Moral (64%).</p>																																															
SUBJECT NAME	AVG	%	RNK																																																																																							
KISWAHILI	38.9	78%	1																																																																																							
CIVIC & MORAL	31.9	64%	2																																																																																							
ENGLISH	25.4	51%	3																																																																																							
MATHEMATICS	21.9	44%	4																																																																																							
SOCIAL STUDIES	21.0	42%	5																																																																																							
SCIENCE	20.7	41%	6																																																																																							
BOYS/GIRLS PASS RATE	STD	AVG	%																																																																																							
BOYS	45	46%	46%																																																																																							
GIRLS	50	54%	54%																																																																																							
<table border="1"> <thead> <tr> <th colspan="6">GRADE ANALYSIS SUMMARY</th> </tr> <tr> <th>SUBJECT NAME/GRADE</th> <th>A</th> <th>B</th> <th>C</th> <th>D</th> <th>E</th> </tr> </thead> <tbody> <tr><td>MATHEMATICS</td><td>4</td><td>13</td><td>31</td><td>31</td><td>14</td></tr> <tr><td>KISWAHILI</td><td>43</td><td>36</td><td>12</td><td>1</td><td>0</td></tr> <tr><td>ENGLISH</td><td>9</td><td>19</td><td>32</td><td>24</td><td>8</td></tr> <tr><td>SCIENCE</td><td>2</td><td>11</td><td>30</td><td>0</td><td>15</td></tr> <tr><td>SOCIAL STUDIES</td><td>3</td><td>13</td><td>32</td><td>32</td><td>13</td></tr> <tr><td>CIVIC AND MORAL</td><td>15</td><td>36</td><td>30</td><td>11</td><td>0</td></tr> <tr> <th>OVERALL GRADE ANALYSIS</th> <th>NO.</th> <th>SEATED</th> <th colspan="3">%</th> </tr> <tr> <td>A</td> <td>4</td> <td rowspan="3">71</td> <td colspan="3">6%</td> </tr> <tr> <td>B</td> <td>25</td> <td colspan="3">35%</td> </tr> <tr> <td>C</td> <td>42</td> <td colspan="3">59%</td> </tr> <tr> <td>D</td> <td>21</td> <td rowspan="2">22</td> <td colspan="3">30%</td> </tr> <tr> <td>E</td> <td>1</td> <td colspan="3">1%</td> </tr> </tbody> </table>			GRADE ANALYSIS SUMMARY						SUBJECT NAME/GRADE	A	B	C	D	E	MATHEMATICS	4	13	31	31	14	KISWAHILI	43	36	12	1	0	ENGLISH	9	19	32	24	8	SCIENCE	2	11	30	0	15	SOCIAL STUDIES	3	13	32	32	13	CIVIC AND MORAL	15	36	30	11	0	OVERALL GRADE ANALYSIS	NO.	SEATED	%			A	4	71	6%			B	25	35%			C	42	59%			D	21	22	30%			E	1	1%			<table border="1"> <thead> <tr> <th colspan="2">BOY'S VS GIRLS' PASSRATE (%)</th> </tr> </thead> <tbody> <tr> <td> BOYS  46% </td> <td> GIRLS  54% </td> </tr> </tbody> </table>			BOY'S VS GIRLS' PASSRATE (%)		BOYS  46%	GIRLS  54%
GRADE ANALYSIS SUMMARY																																																																																										
SUBJECT NAME/GRADE	A	B	C	D	E																																																																																					
MATHEMATICS	4	13	31	31	14																																																																																					
KISWAHILI	43	36	12	1	0																																																																																					
ENGLISH	9	19	32	24	8																																																																																					
SCIENCE	2	11	30	0	15																																																																																					
SOCIAL STUDIES	3	13	32	32	13																																																																																					
CIVIC AND MORAL	15	36	30	11	0																																																																																					
OVERALL GRADE ANALYSIS	NO.	SEATED	%																																																																																							
A	4	71	6%																																																																																							
B	25		35%																																																																																							
C	42		59%																																																																																							
D	21	22	30%																																																																																							
E	1		1%																																																																																							
BOY'S VS GIRLS' PASSRATE (%)																																																																																										
BOYS  46%	GIRLS  54%																																																																																									
			<table border="1"> <thead> <tr> <th colspan="3">OVERALL PERFORMANCE ANALYSIS</th> </tr> </thead> <tbody> <tr> <td>REGISTERED</td> <td>95</td> <td>100%</td> </tr> <tr> <td>SEATED</td> <td>93</td> <td>98%</td> </tr> <tr> <td>ABSENTEES</td> <td>2</td> <td>2%</td> </tr> <tr> <td>PASSED</td> <td>71</td> <td>75%</td> </tr> <tr> <td>FAILED</td> <td>22</td> <td>23%</td> </tr> <tr> <td>SCHOOL POSITION</td> <td colspan="2" style="text-align: center;">69</td> </tr> <tr> <td>TOTAL SCHOOLS</td> <td colspan="2" style="text-align: center;">74</td> </tr> </tbody> </table>			OVERALL PERFORMANCE ANALYSIS			REGISTERED	95	100%	SEATED	93	98%	ABSENTEES	2	2%	PASSED	71	75%	FAILED	22	23%	SCHOOL POSITION	69		TOTAL SCHOOLS	74																																																														
OVERALL PERFORMANCE ANALYSIS																																																																																										
REGISTERED	95	100%																																																																																								
SEATED	93	98%																																																																																								
ABSENTEES	2	2%																																																																																								
PASSED	71	75%																																																																																								
FAILED	22	23%																																																																																								
SCHOOL POSITION	69																																																																																									
TOTAL SCHOOLS	74																																																																																									

INDEX	NAME	SEX	MATHEMATICS		KISWAHILI		ENGLISH		SCIENCE		SOCIAL STUDIES		CIVIC & MORAL		TOTAL	AVERAGE	OVR GRADE	SCH POSITION	OVERALL POSITION
1	BENARD NINGAZA	M	48	A	50	A	46	A	44	A	42	A	42	A	272	45	A	1	592.5
2	GOODLUCK MAPUNDA	M	50	A	48	A	48	A	40	B	42	A	38	B	266	44	A	2	905
3	FATMA R. JUMA	F	40	B	50	A	39	B	44	A	42	A	44	A	259	43	A	3	1358.5
4	MAUREEN D. LAIZER	F	36	B	50	A	45	A	38	B	40	B	48	A	257	43	A	4	1467
5	SUDEIS R. SIMBAMBILI	F	46	A	45	A	40	B	38	B	30	C	36	B	235	39	B	5	2977
6	BLESSING MBWAMBO	F	40	B	38	B	41	A	26	C	36	B	46	A	227	38	B	6	3505
7	HASSAN KHALIFA	M	36	B	40	B	45	A	34	B	32	B	38	B	225	38	B	7	3627
8	JULIANA J. MMAS	F	38	B	47	A	34	B	32	B	25	C	48	A	224	37	B	8	3693
9	GIFT MAHUNDI	F	26	C	48	A	41	A	34	B	34	B	40	B	223	37	B	9	3757.5
10	ROMAN BYALALE PAUL	M	42	A	42	A	38	B	30	C	29	C	40	B	221	37	B	10	3862
11	SPERANCIA N. BONIFACE	F	32	B	40	B	45	A	30	C	31	B	42	A	220	37	B	11	3929.5
12	CAREEN MTEMA	F	40	B	41	A	38	B	24	C	32	B	44	A	219	37	B	12	3996.5
13	LULU M. MAINGWA	F	28	C	46	A	42	A	22	C	34	B	44	A	216	36	B	14	4188.5
14	MBARUKU S. SIMBA	M	34	B	45	A	47	A	20	D	30	C	40	B	216	36	B	14	4188.5
15	HAMISA S. KAYANDA	F	38	B	47	A	36	B	26	C	30	C	38	B	215	36	B	15	4247.5
16	BRIAN PETER	M	30	C	43	A	38	B	34	B	30	C	38	B	213	36	B	16	4349
17	SAMWEL EMMANUEL	M	36	B	40	B	29	C	28	C	34	B	42	A	209	35	B	17	4572.5
18	LIGHTNESS D. KWELLA	F	26	C	45	A	35	B	30	C	28	C	44	A	208	35	B	18	4625
19	PROSPERITY P. MWALONGO	M	28	C	43	A	28	C	36	B	32	B	36	B	203	34	B	19	4892
20	UMMY KURUTHUM SHAIBU	F	22	C	47	A	39	B	26	C	28	C	36	B	198	33	B	20	5139
21	FRANK MTENGA	M	40	B	39	B	28	C	16	D	30	C	44	A	197	33	B	21	5188.5
22	FILNA E. NDAGAMUSU	F	26	C	48	A	33	B	30	C	27	C	32	B	196	33	B	22	5238

INDEX	NAME	SEX	MATHEMATICS		KISWAHILI		ENGLISH		SCIENCE		SOCIAL STUDIES		CIVIC & MORAL		TOTAL	AVERAGE	OVR GRADE	SCH POSITION	OVERALL POSITION
23	LINDA I. MARUCHU	F	32	B	42	A	20	D	36	B	22	C	40	B	192	32	B	24	5397
24	YUSRA A. NASSORO	F	28	C	46	A	30	C	24	C	26	C	38	B	192	32	B	24	5397
25	RAUDHAT T. MRINGO	F	24	C	46	A	28	C	26	C	31	B	36	B	191	32	B	25	5438
26	GIANN A. MUSHI	M	22	C	50	A	22	C	34	B	31	B	32	B	191	32	B	26	5453
27	ELIYA T. MPUME	M	22	C	38	B	24	C	22	C	36	B	42	A	184	31	B	28	5758.5
28	FURAHA F. TINGATINGA	M	30	C	41	A	27	C	28	C	24	C	34	B	184	31	B	28	5758.5
29	REBECCA G. MASSAWE	F	18	D	44	A	37	B	16	D	25	C	44	A	184	31	B	28	5758.5
30	AISHA H. KILUWA	F	22	C	40	B	38	B	20	D	18	D	44	A	182	30	C	30	5851
31	AIDAH M. AMANI	F	26	C	38	B	29	C	26	C	22	C	40	B	181	30	C	32	5893.5
32	NICKSON L. THOBIAS	M	20	D	42	A	41	A	24	C	22	C	32	B	181	30	C	32	5893.5
33	JANETH J. JOHN	F	22	C	36	B	39	B	26	C	20	D	36	B	179	30	C	34	5970.5
34	RIDHIWAN S. MSAFIRI	M	28	C	33	B	32	B	18	D	28	C	40	B	179	30	C	34	5970.5
35	RICHARD H. MBAGA	M	22	C	44	A	32	B	24	C	18	D	38	B	178	30	C	35	6008.5
36	IAN MARCEL	M	16	D	29	C	40	B	34	B	27	C	30	C	176	29	C	36	6086
37	LIGHTNESS J. KABATI	F	28	C	43	A	24	C	26	C	22	C	32	B	175	29	C	37	6122
38	MUKHTAR A. MWASHA	M	14	D	40	B	34	B	22	C	24	C	40	B	174	29	C	38	6181.5
39	HAJRATH M. MAGEMBE	F	22	C	42	A	30	C	22	C	20	D	36	B	172	29	C	39	6231.5
40	HUSSEIN KHALIFA	M	24	C	38	B	29	C	16	D	22	C	40	B	169	28	C	40	6338
41	FELICIANA S. BIGINAGWA	F	18	D	37	B	31	B	20	D	24	C	38	B	167	28	C	41	6410.5
42	SAIDA MICHAEL	F	26	C	40	B	24	C	22	C	26	C	28	C	166	28	C	42	6438.5
43	AIKA COLENCI	F	22	C	46	A	22	C	20	D	14	D	40	B	164	27	C	43	6494.5
44	DENNIS MACHAKU	M	20	D	41	A	19	D	22	C	24	C	36	B	162	27	C	45	6553.5

INDEX	NAME	SEX	MATHEMATICS		KISWAHILI		ENGLISH		SCIENCE		SOCIAL STUDIES		CIVIC & MORAL		TOTAL	AVERAGE	OVR GRADE	SCH POSITION	OVERALL POSITION
45	REHEMA MATHIAS	F	14	D	38	B	30	C	28	C	24	C	28	C	162	27	C	45	6553.5
46	GLORY A. TARIMO	F	26	C	41	A	23	C	26	C	34	B	11	D	161	27	C	47	6591.5
47	GOODLUCK JACOB	M	28	C	47	A	18	D	18	D	24	C	26	C	161	27	C	47	6591.5
48	BENESTER BUNYINYIGA	M	26	C	35	B	24	C	26	C	22	C	27	C	160	27	C	48	6623
49	SHARON E. MORIS	F	24	C	49	A	23	C	20	D	10	E	34	B	160	27	C	49	6640
50	GENEVIVE MCHOPA	F	20	D	35	B	31	B	14	D	23	C	32	B	155	26	C	50	6762.5
51	ABDULAZIZ MZALAU	M	34	B	44	A	0	E	28	C	23	C	25	C	154	26	C	52	6794
52	KEISHA K. MBUNDA	F	18	D	46	A	22	C	22	C	14	D	32	B	154	26	C	52	6794
53	ELIYA Y. WAMBORI	M	22	C	48	A	24	C	14	D	14	D	32	B	154	26	C	54	6816
54	TARIQ ISSA	M	24	C	42	A	24	C	26	C	16	D	22	C	154	26	C	54	6816
55	ELIVIA E. MLULI	F	20	D	45	A	23	C	12	D	16	D	36	B	152	25	C	55	6859
56	SHYROSE M. MWOME	F	14	D	35	B	21	C	16	D	18	D	42	A	146	24	C	56	7004.5
57	BARTLET CHANDE	M	10	E	42	A	26	C	18	D	18	D	32	B	146	24	C	58	7019
58	FAHIM MOHAMED	M	18	D	42	A	24	C	12	D	24	C	26	C	146	24	C	58	7019
59	ESTHER S. MZOHO	F	16	D	36	B	19	D	26	C	14	D	28	C	139	23	C	59	7151
60	CHIDELA WILLIAMS	M	14	D	39	B	27	C	18	D	18	D	22	C	138	23	C	60	7185
61	ASMA S. SAID	F	16	D	36	B	24	C	16	D	14	D	30	C	136	23	C	62	7211
62	EBENEZER P. MBWAMBO	M	22	C	31	B	15	D	20	D	24	C	24	C	136	23	C	62	7211
63	ANWARITE I. THOMAS	F	12	D	43	A	17	D	20	D	18	D	26	C	136	23	C	63	7225.5
64	RACHEL B. MOLLEL	F	16	D	37	B	28	C	12	D	10	E	32	B	135	23	C	64	7233
65	MARYCHARITY B. KIMARO	F	16	D	34	B	18	D	18	D	18	D	30	C	134	22	C	65	7253
66	RABISANTE O. VUNGU	M	16	D	37	B	19	D	18	D	14	D	28	C	132	22	C	66	7297

INDEX	NAME	SEX	MATHEMATICS		KISWAHILI		ENGLISH		SCIENCE		SOCIAL STUDIES		CIVIC & MORAL		TOTAL	AVERAGE	OVR GRADE	SCH POSITION	OVERALL POSITION
67	JULIETH J. MAGALI	F	8	E	31	B	26	C	20	D	16	D	30	C	131	22	C	68	7318
68	SAMIR ABDUL MANAN	M	16	D	45	A	20	D	10	E	14	D	26	C	131	22	C	68	7318
69	FERDINAND R. RAPHAEL	M	10	E	47	A	26	C	12	D	9	E	24	C	128	21	C	69	7364.5
70	ALLAN MASEKE	M	26	C	34	B	15	D	12	D	10	E	26	C	123	21	C	71	7448.5
71	DAUD T. TUMBO	M	12	D	27	C	26	C	20	D	26	C	12	D	123	21	C	71	7448.5
72	DIGNA D. KIKOTI	F	16	D	37	B	20	D	12	D	18	D	16	D	119	20	D	72	7500
73	SUMAIYA A. SAID	F	10	E	27	C	23	C	12	D	12	D	34	B	118	20	D	73	7509
74	MUSA M. MUSA	M	22	C	36	B	19	D	6	E	6	E	28	C	117	20	D	74	7512
75	FRANK DANISIAN	M	20	D	34	B	14	D	14	D	11	D	24	C	117	19	D	75	7515
76	ABDUL RAMADHAN	M	6	E	45	A	14	D	8	E	12	D	28	C	113	19	D	76	7563.5
77	MARIAM M. MBIRO	F	10	E	39	B	9	E	18	D	12	D	24	C	112	19	D	77	7571
78	HERIETH E. CHRISTOPHER	F	12	D	39	B	15	D	6	E	12	D	28	C	112	19	D	78	7578
79	MICHAEL MWAIPUNGU	M	14	D	29	C	12	D	16	D	12	D	22	C	105	18	D	79	7628.5
80	GETRUDE A. MASSAWE	F	16	D	37	B	9	E	8	E	8	E	26	C	104	17	D	80	7637
81	ABDULWALIBU A. CHANDE	M	6	E	19	D	17	D	12	D	14	D	30	C	98	16	D	81	7680.5
82	TWALIB M. HEMED	M	14	D	40	B	6	E	10	E	12	D	16	D	98	16	D	82	7685
83	EMMANUEL M. MBASHA	M	16	D	33	B	8	E	8	E	8	E	24	C	97	16	D	83	7692.5
84	REGINA J. MAKWINYA	F	8	E	29	C	14	D	16	D	10	E	18	D	95	16	D	84	7702
85	JOHNSON E. MUNGURE	M	6	E	40	B	12	D	8	E	6	E	22	C	94	16	D	85	7706.5
86	GENESIS D. MREMA	F	14	D	30	C	11	D	8	E	14	D	14	D	91	15	D	86	7725
87	LOREEN SYLVESTER	F	14	D	29	C	17	D	6	E	6	E	18	D	90	15	D	87	7728
88	BRIAN R. KATEMBO	M	14	D	21	C	13	D	10	E	14	D	18	D	90	15	D	88	7731

INDEX	NAME	SEX	MATHEMATICS		KISWAHILI		ENGLISH		SCIENCE		SOCIAL STUDIES		CIVIC & MORAL		TOTAL	AVERAGE	OVR GRADE	SCH POSITION	OVERALL POSITION
89	DORCAS E. MWENDI	F	10	E	28	C	11	D	10	E	4	E	22	C	85	14	D	89	7756.5
90	RAHIM RAMADHAN	M	8	E	30	C	12	D	6	E	10	E	16	D	82	14	D	90	7769.5
91	AMINA M. KARATA	F	10	E	27	C	4	E	2	E	14	D	20	D	77	13	D	92	7795.5
92	FAISAL H. MFAUME	M	8	E	28	C	4	E	6	E	12	D	20	D	77	13	D	92	7795.5
93	EVASHARON GEMBE	F	0	E	0	E	0	E	12	D	0	E	42	A	54	9	E	93	7834
94	BERNARD S. NGIMBUSI	M																	
95	BERTHA C. BURETA	F																	